

SPA EMOTION

Multifunctional steam showers
with heat storing ceramic



My Spa Moments

www.spa-emotion.org

SPA EMOTION

Multifunctional steam showers
with heat storing ceramic



*Cabins made of hard foam support elements – the right substrate
anywhere for ceramics, tiles, natural stones or plasters.*



*Mounting and maintenance of the technical components – fast and
easy due to pre-installation and the integrated technical room.*

Feel good and relax
even in small steam showers!

*The SPA EMOTION-S, for example, fully equipped
and including the technical room, requires approx.
160 x 160 cm floor space only and is therefore ideal
for private bathrooms.*

The basic constructions are based on hard foam support elements – a moisture-resistant and modern building material with outstanding physical properties, excellent for use in wet areas. Transportation and mounting of the sets on site is extremely easy.

The large area heat storing ceramic surfaces for lying and sitting provide mild, comforting feel-good warmth in the gentle long-waved infrared C area. Their smooth, velvety-soft ceramic surfaces meet highest hygiene requirements.

... but that's not all: a pleasant aroma and the perfect room climate are key factors for optimum pleasure in a steam shower! A steam generator and a fragrance pump are therefore essential components of each SPA EMOTION Model. The LED illumination systems that are produced especially for steam showers round off the package with the special lighting effect.

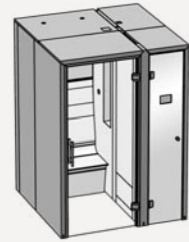
The free choice of fittings and other elements for the surface design of walls and floor makes every SPA EMOTION unique and integrates them harmoniously into every individual room concept.

Perfect conditions
for

My Spa Moments


Multifunctional steam showers with heat storing ceramic

-S
SMALL



Optionally (not shown):

- Panel
- Mounting accessories
- Floor structure incl. linear drainage



Scope of delivery

- Room construction, 1589 x 1600 x 2200 mm
- Technical room, integrated, optionally on left or right
- Separation wall element with niche element, installation panel and steam inlet plate
- Roof element (Design: FLAT) incl. structure-borne sound converter
- Bench seat in 'floating' design incl. sub-structure
- Electric heating
- Glass profile constructions, floor to ceiling

Scope of delivery

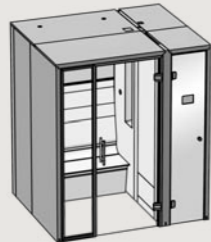
- Ceramics for wet room seat INFINIT
- Wall ceramic, 1-sided
- Ceramic niche
- Ceramic steam inlet plate incl. fixing

... available in 15 attractive glazes

Scope of delivery


- Steam generator 3,6kW incl. accessories
- Aroma pump incl. dosing valve
- Controller with switch cabinet and 4,3" Touch-Display
- 3x LED spots, warm white, incl. transformer and accessories
- 1x LED linelight for illumination under the bench seat incl. transformer
- Pull-out system – all technical components are pre-installed and pre-wired on a mounting plate

-M
MEDIUM



Optionally (not shown):

- Panel
- Mounting accessories
- Floor structure incl. linear drainage



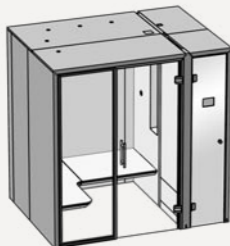
- Room construction, 1909 x 1600 x 2200 mm
- Technical room, integrated, optionally on left or right
- Separation wall element with niche element, installation panel and steam inlet plate
- Roof element (Design: FLAT) incl. structure-borne sound converter
- Bench seat in 'floating' design incl. sub-structure
- Electric heating
- Glass profile constructions, floor to ceiling

- Ceramics for wet room seat INFINIT
- Wall ceramic, 1-sided
- Ceramic niche
- Ceramic steam inlet plate incl. fixing

... available in 15 attractive glazes


- Steam generator 3,6kW incl. accessories
- Aroma pump incl. dosing valve
- Controller with switch cabinet and 4,3" Touch-Display
- 3x LED spots, warm white, incl. transformer and accessories
- 1x LED linelight for illumination under the bench seat incl. transformer
- Pull-out system – all technical components are pre-installed and pre-wired on a mounting plate

-L
LARGE



Optionally (not shown):

- Panel
- Mounting accessories
- Floor structure incl. linear drainage



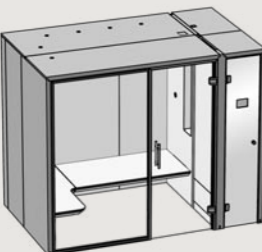
- Room construction, 2195 x 1635 x 2200 mm
- Technical room, integrated, optionally right or left
- Separation wall element with niche element, installation panel and steam inlet plate
- Roof element (Design: FLAT) incl. structure-borne sound converter
- Bench seat in 'floating' design incl. sub-structure
- Electric heating
- Glass profile constructions, floor to ceiling

- Ceramics for floating bench SOFT
- Wall ceramics, 2-sided
- Ceramic niche
- Ceramic steam inlet plate incl. fixing

... available in 15 attractive glazes


- Steam generator 3,6kW incl. accessories
- Aroma pump incl. dosing valve
- Controller with switch cabinet and 4,3" Touch-Display
- 6x LED spots, warm white, incl. transformer and accessories
- 2x LED linelights for illumination under the bench seats incl. transformer
- Pull-out system – all technical components are pre-installed and pre-wired on a mounting plate

-XL
X-LARGE



Optionally (not shown):

- Panel
- Mounting accessories
- Floor structure incl. linear drainage



- Room construction, 2708 x 1635 x 2200 mm
- Technical room, integrated, optionally right or left
- Separation wall element with niche element, installation panel and steam inlet plate
- Roof element (Design: FLAT) incl. structure-borne sound converter
- Bench seat in 'floating' design incl. sub-structure
- Electric heating
- Glass profile constructions, floor to ceiling

- Ceramics floating bench SOFT
- Wall ceramics, 2-sided
- Ceramic niche
- Ceramic steam inlet plate incl. fixing

... available in 15 attractive glazes

- Steam generator 7,8kW incl. accessories
- Aroma pump incl. dosing valve
- Controller with switch cabinet and 4,3" Touch-Display
- 7x LED spots, warm white, incl. transformer and accessories
- 2x LED linelights for illumination under the bench seats incl. transformer
- Pull-out system – all technical components are pre-installed and pre-wired on a mounting plate



SPA EMOTION

a cooperation of



System-oriented solutions for wetroom areas –
LUX ELEMENTS is an experienced specialist in the production of polystyrene hard foam and its further processing into secure substrates for bathrooms and wellness areas.

www.luxelements.com



Spa design with heat storing ceramics –
The Sommerhuber ceramic manufactory combines the expertise of traditional ceramic tile manufacturing with contemporary design requirements of private and public Spa areas. Mild ceramic infrared heat in its most beautiful form.

www.sommerhuber.com



Werner Dosiertechnik



Control and dosing systems – Our product range for dosing, control and attraction systems is a compilation of ideas from all over the world which have inspired us. Our whole team works with the fullest conviction, engagement and passion for you during all stages of our cooperation.

www.wdt-dosing.com